



AMERICAN

INSPIRATION

For Teens



Judy Garton-Sprenger

Philip Prowse

Student's Book

CONTENTS

Personal Inspiration 4 English words you know! Learner Independence Look what you can do!

WELCOME

Nice to meet you

Grammar

8 Simple present: *be* and personal pronouns
Possessive adjectives: *my, your, his, her*
Questions: *What...? Where...? Who...?*

Functions and Skills

Introducing yourself and others
Asking about people in a photo
Writing addresses and phone numbers

Pronunciation

/w/ we
/h/ he

Vocabulary

Countries
Numbers 1–20

UNIT 1 WELCOME TO NEW YORK

1 That's a great bag!

10 *this/that*
Indefinite article

Functions and Skills

Talking about personal possessions
Asking about the names of things and people
Writing about your favorite things

Pronunciation

Alphabet;
spelling

Vocabulary

Possessions
Alphabet

2 Look at all those flags!

12 *these/those*
Plural nouns
Prepositions of place
Questions: *When...? How old...?*

Telling the time
Describing places
Writing about places in your country

Numbers

Numbers 21–10,000
Telling the time

3 Is that your brother?

14 Possessive adjectives

Talking about your family
Listening and noting birthdays
Writing a family tree

Syllable stress

Family members
Ordinal numbers
Months

4 Integrated Skills
Personal information

16 Consolidation

Reading School Web site
Listening Personal details
Speaking Interviewing
Writing Personal information
Learner Independence Classroom English;
Vocabulary notebook

Personal information
Useful expressions

Inspiration Extra 18 **Project** Personal Web Page **Game** Word Bingo **Consolidation & Extension**

Culture 1 20 People Around the World

UNIT 2 COMMUNICATION

1 Can I have my phone back?

22 *have*: affirmative
can

Functions and Skills

Describing people
Making requests
Writing an e-mail

Pronunciation

/ð/ they
/θ/ think

Vocabulary

Colors
Clothes

2 I can play the guitar

24 *can* and *can't*
and, but, or

Talking about ability
Completing a questionnaire
Writing a questionnaire

Syllable stress

Musical instruments
Skills

3 Don't move!

26 Imperatives
Definite article

Giving instructions
Listening to instructions
Reading text messages

Syllable stress

Cellphones
Text message abbreviations

4 Integrated Skills
Favorite band

28 Consolidation

Reading My favorite band article
Listening Details of a band
Speaking Interviewing
Writing Description of a band
Learner Independence Classroom English;
Vocabulary notebook

Music
Useful expressions

Inspiration Extra 30 **Project** Favorite Band File **Song** Friday I'm in Love **Consolidation & Extension**

Review Units 1–2 32 Grammar & Vocabulary Progress Check

UNIT 3 LIFESTYLE

	Grammar	Functions and Skills	Pronunciation	Vocabulary
1 I really don't like octopus	34 Simple present: affirmative and negative	Talking about likes and dislikes Listening and taking notes Writing about likes and dislikes	Pronunciation of c /tʃ/ <u>che</u> ese /k/ <u>car</u> rot /s/ <u>cele</u> brity	Food Colors
2 Do you play sports?	36 Simple present: questions and short answers Prepositions of time	Talking about states and routines Comparing school schedules Writing up an interview		Sport and games Leisure activities School subjects
3 I never lift weights	38 Adverbs of frequency	Talking about frequency Discussing leisure activities Interviewing and writing up an interview	/ŋ/ <u>danc</u> ing	The gym Leisure activities
4 Integrated Skills Personal profiles	40 Consolidation	Reading <i>Let's meet... Lewis Hamilton!</i> article Listening Checking details in a letter Speaking Exchanging information Writing E-mail to an e-pal Learner Independence International words in English; Vocabulary notebook		Personal information Useful expressions
Inspiration Extra	42 Project Lifestyle File	Game Word Race	Consolidation & Extension	
Culture 2	44 Take two teenagers...north and south			


UNIT 4 SIGHTSEEING

	Grammar	Functions and Skills	Pronunciation	Vocabulary
1 There's a famous statue	46 <i>there is/are</i>	Describing places and facilities Listening to match photos and attractions Writing a description of your classroom	Intonation in questions	Tourist attractions Classroom
2 He's wearing a long black coat	48 Present progressive: affirmative	Describing what's happening now (1) Comparing two pictures Writing descriptions of people	Pronunciation of o /ʌ/ <u>com</u> e /ou/ <u>h</u> ome	Activities
3 What's he doing?	50 Present progressive: negative, questions, and short answers	Describing what's happening now (2) Writing about what people are doing	Silent letters	Parts of the body
4 Integrated Skills Describing rooms	52 Consolidation	Reading E-mail Listening Phone calls: describing rooms Speaking Describing a room Writing E-mail to an e-pal Learner Independence Classroom English; Vocabulary notebook		Furniture and fittings Useful expressions
Inspiration Extra	54 Project Tourist Attractions File	Song Raining in my Heart	Consolidation & Extension	
Review Units 3-4	56 Grammar & Vocabulary	Progress Check		

Learner Independence

Classroom English: match the questions with the answers.

1




- a They're sneakers.
- b It's a CD.
- c Plane.
- d It's called a backpack.


2



3



4




Look what you can do!

Match the communicative functions (1-6) with the pictures (A-F).

You can...

- 1 INTRODUCE YOURSELF TO PEOPLE
- 2 ASK SOMEONE'S NAME
- 3 ASK ABOUT NATIONALITY
- 4 TELL PEOPLE YOUR ADDRESS AND PHONE NUMBER
- 5 COUNT TO 20
- 6 UNDERSTAND ENGLISH AROUND YOU

A



Where's she from?

B



D

It's 24 Park Street...



C



What's your name?

F

Hello, I'm Tody Dodd.

E





NICE TO MEET YOU

- Simple present: *be* and personal pronouns
- Possessive adjectives
- Questions: *What? Where? Who?*
- **Introducing yourself and others**


Hello, I'm Tony Dodd. And here are your new American friends - Anita, Rosie, Ryan, and Steve.

Hi everyone. I'm from Brazil, and this is Sara. She's from Mexico.

It's nice to meet you all. And this is my friend Carlos.

Hello! We're very happy to be here!

Hi! My name is Dominic. I'm from Canada, and this is Olga. She's from Russia.



Welcome to New York!

1 PRESENTATION

Read and listen.

2 COMPREHENSION

Complete the sentences.

- 1 Dominic is from _____.
- 2 _____ is from Russia.
- 3 Carlos is the boy from _____.
- 4 _____ is from Mexico.
- 5 The names of the American girls are _____ and _____.
- 6 _____ is a teacher.

3 GRAMMAR

Complete.

Simple present: *be* and personal pronouns

Affirmative


Full forms	Contractions
I am	_____
you are	you're
he/she/it is	he's/she's/it's
we are	_____
they are	they're

Check the answers page 64

4 GRAMMAR PRACTICE

Complete with the correct form of *be*.

- 1 Her name is Sara, and she _____ from Mexico.
- 2 Ryan and Steve _____ students in New York.
- 3 We _____ happy to be here.
- 4 My name _____ Tony Dodd, and I _____ a teacher.
- 5 His name _____ Dominic. He _____ from Canada.
- 6 Anita and Rosie _____ American.



Hi, my name is Jennifer. What's your name?

Hello, I'm Keanu and this is Brad.

It's nice to meet you.

9 ROLE-PLAY

You are a famous person. Introduce yourself to other famous people.

10 SPEAKING

Find the countries for these nationalities on page 8.

Nationalities

- American • Brazilian • Canadian
- Mexican • Russian

Now ask and answer questions about the exchange students.

A What's his/her name?

B _____

A Is he/she (nationality)?

B Yes, he/she is.

OR No, he/she isn't. He's/She's (nationality).

11 PRONUNCIATION

Listen and repeat.

/w/ we welcome what where

/h/ he her his who

12 VOCABULARY

Listen and repeat.

Numbers


- 0 oh/zero
- 1 one
- 2 two
- 3 three
- 4 four
- 5 five
- 6 six
- 7 seven
- 8 eight
- 9 nine
- 10 ten
- 11 eleven
- 12 twelve
- 13 thirteen
- 14 fourteen
- 15 fifteen
- 16 sixteen
- 17 seventeen
- 18 eighteen
- 19 nineteen
- 20 twenty

13 GAME: BINGO

Choose nine numbers from 1–20. Write them on the Bingo card.



Now listen and cross out (X) the numbers you hear.



14 LISTENING



Listen to Tony. Complete the information.

STUDENT EXCHANGE

Visitor	American student	Address	Phone number
Sara	Rosie	_____ Park Street, New York	212 555 5543
Dominic	Ryan	8 Fifth Street, Brooklyn	_____
Olga	Anita	_____ East 34th Street, New York	212 555 4284
Carlos	Steve	11 Market Road, Queens	_____

15 WRITING

Write down the address and phone number of three students.

What's your address?

What's your phone number?

1 THAT'S A GREAT BAG!

- *this/that*
- Indefinite article
- Talking about personal possessions



1 OPENER

Who is in the photo?

2 PRESENTATION

Read and listen.

- RYAN** Hi, Olga! I'm Ryan Mackenna.
OLGA Excuse me? Ryan what?
RYAN Mackenna. M-A-C-K-E-N-N-A.
 It's an Irish name.
OLGA Oh, I see. My last name is Petrova.
RYAN How do you spell it?
OLGA P-E-T-R-O-V-A.
 Look—it's on my ID card.
RYAN That's a great bag!
OLGA What? Oh yes! This is my favorite bag.
RYAN What else is in it?
OLGA Guess!
RYAN OK. A bottle of water?
OLGA Right!
RYAN An address book?
OLGA Yes.
RYAN Um. A photograph of your boyfriend?
OLGA No! A photo of my family—it's in my...
 What's this in English?
RYAN It's a wallet. Are *all* your things in that bag?
OLGA No! That's my backpack over there.
 Now it's my turn! What's in your bag?



3 COMPREHENSION

Answer the questions about Olga.

- 1 What's her last name?
- 2 What's in her bag?
- 3 What's in her wallet?

4 GRAMMAR

Complete.

this/that

This is my favorite bag.
 What's _____ in English?

That's a great bag.
 _____'s my backpack over there.



Check the answers page 64

5 GRAMMAR PRACTICE

Complete with *this* or *that*.

_____ is my friend Anita.



_____ girl is from Mexico.



_____ is my backpack.




_____ isn't my backpack.



_____ 's Mr Dodd.



_____ is my phone.



6 VOCABULARY

Match the words with the pictures. Then listen and check.

- | | |
|--|--|
| an address book <input type="checkbox"/> | a pack of chewing gum <input type="checkbox"/> |
| an alarm clock <input type="checkbox"/> | a pack of tissues <input type="checkbox"/> |
| a bottle of water <input type="checkbox"/> | a passport <input type="checkbox"/> |
| a calculator <input type="checkbox"/> | a pen <input type="checkbox"/> |
| a comb <input type="checkbox"/> | a photograph <input type="checkbox"/> |
| a digital camera <input type="checkbox"/> | a ticket <input type="checkbox"/> |
| an ID card <input type="checkbox"/> | an umbrella <input type="checkbox"/> |
| a key <input type="checkbox"/> | a wallet <input type="checkbox"/> |



7 LISTENING

Listen. What is in Ryan's bag?

8 PRONUNCIATION

Listen and repeat the alphabet.

A B C D E F G H I J K L M
N O P Q R S T U V W X Y Z

A H J K B C D E G P T V Z F L M N S X
I Y O Q U W R

Now listen and write five words.

9 SPEAKING

Touch the pictures in exercise 6. Ask and answer.

- A What's this?
B It's a/an _____.
A How do you spell it?
B _____

Now point to things in your classroom. Ask and answer.

- A What's that called?
B It's a/an _____.
A How do you spell it?
B _____

Indefinite article + singular nouns

- | | |
|------------|-----------------|
| a bag | an address book |
| a passport | an ID card |

Grammar Summary page 64

10 SPEAKING

Point to the people in the photo on pages 6-7. Ask and answer.

- A What's his/her name?
B _____
A How do you spell it?
B _____

Now point to students in your class, and ask and answer.

11 WRITING

Write sentences about your three favorite things.

My THREE FAVORITE THINGS - Olga
My watch
- it's a present from my mother.
My MP3 player
- with all my favorite songs on it.
My cat - her name is Suzi.



Now ask other students about their favorite things.

6 VOCABULARY

Complete.

Numbers

20	twenty	80	eighty
21	twenty-one	90	_____
25	_____	100	a/one hundred
30	thirty	200	two hundred
40	forty	500	_____
50	fifty	1,000	a/one thousand
60	six _____	2,000	_____ thousand
70	seven _____	10,000	_____

Now listen and check. Repeat the numbers.

7 PRONUNCIATION

Listen and write the numbers you hear.

thirty 30

8 LISTENING

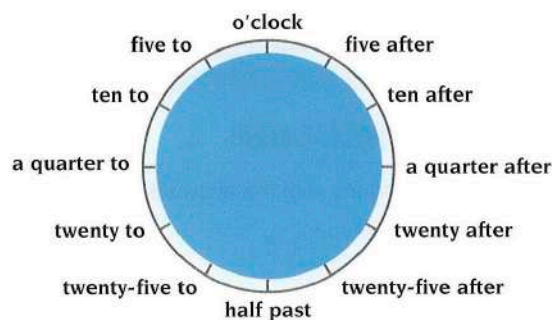
Listen and match the watches with the people.

Carlos Dominic Anita Olga



Now listen and write the times on these people's watches.

Mr. Dodd 12:40 Sara _____ Ryan _____
Rosie _____ Steve _____



9 SPEAKING

Ask and answer questions about the times on the watches.

Carlos, what time is it, please?

It's ten to one.

Now look at the Student Exchange program on page 12. Ask and answer.





When's the welcome lunch?

It's at half past twelve.

10 READING

Match the photos of famous places with the descriptions. Then listen and check.

- It's in Egypt next to the Nile River. It's 3,200 years old.
- It's in the center of Athens in Greece. It's 2,500 years old.
- It's near Delhi in India. It's 370 years old.
- It's on a mountain in Peru. It's 540 years old.



Now ask and answer.

Where is the Parthenon?

How old is it?

Prepositions of place



Grammar Summary page 65


11 WRITING

Look at exercise 10 again and write a description of three buildings in your country.

- What are their names?
- Where are they?
- How old are they?

3 IS THAT YOUR BROTHER?

- Possessive adjectives
- Talking about your family



1 OPENER

Find the pairs in the box.

Family

brother • daughter • father • grandfather
grandmother • husband • mother
sister • son • wife

brother

sister

2 PRESENTATION



Read and listen.

- RYAN** Olga, let's see the photo of your family.
OLGA OK—here you are.
RYAN Who's that?
OLGA Guess!
STEVE Is it your sister?
OLGA No, it isn't, it's my mother! It's her fortieth birthday today.
RYAN Your mom is 40! She's very pretty.
OLGA That's my sister, Anna, on the left. She's 18.
RYAN And who's the man next to Anna—is he your father?
OLGA Yes, that's Dad. He's 42.
STEVE What's his name?
OLGA Maxim. And Mom's name is Valentina.
RYAN And is that your brother in the red T-shirt?
OLGA No, that's Anton—he's Anna's boyfriend. My brother Dima is on the right. And the two old people at the back are my grandparents, Vera and Mikhail. Mom is their daughter.
STEVE But you aren't in the picture.
OLGA No—I'm the family photographer!



3 COMPREHENSION

Match the questions with the answers.

- How old is Valentina?
 - Is her birthday today?
 - Are Olga and Anna sisters?
 - Is Anton Anna's brother?
 - Is Olga Dima's daughter?
 - What is the name of the grandmother?
 - Who is the son of Maxim and Valentina?
 - Who is the family photographer?
- No, she's his sister.
 - She's 40.
 - Dima.
 - Olga.
 - No, he's her boyfriend.
 - Yes, they are.
 - Vera.
 - Yes, it is.

4 GRAMMAR

Complete.

Personal pronouns	Possessive adjectives
I	_____
_____	your
he/_____/it	_____/her/its
_____	our
you	_____
they	_____

Check the answers page 64

5 GRAMMAR PRACTICE

Complete the sentences with possessive adjectives.

- Anna: _____ last name is Petrova.
- Vera and Mikhail: Valentina is _____ daughter.
- Olga: This is my sister, and _____ name is Anna.
- Mr. and Mrs. Petrova are Russian, and _____ children are Olga, Anna, and Dima.
- Anton is Anna's boyfriend, and _____ T-shirt is red.
- Steve: Is this _____ sister?
Olga: No, it isn't, it's _____ mother.

6 VOCABULARY

Match the numbers with the words.

Ordinal numbers

1st 2nd 3rd 4th 5th 6th 7th 8th 9th 10th
11th 12th 13th 14th 15th 16th 17th 18th
19th 20th 21st 22nd ... 30th 31st ... 40th

twelfth thirtieth eighth third nineteenth
seventh first twenty-first tenth fourteenth sixth
fortieth fifteenth twenty-second fourth second
twentieth seventeenth eleventh thirty-first
sixteenth ninth fifth thirteenth eighteenth

Listen and check. Repeat the numbers.

7 GAME

Say the ordinal number.

Three.
Third!

8 PRONUNCIATION

Listen and mark the stress.

Months of the year

January • February • March • April
May • June • July • August • September
October • November • December

January

Now listen again and repeat.

9 LISTENING

Listen and write the birthdays.

1 July 1st



Now point to the people. Ask and answer.

When's her birthday?

It's on July first.

When's your birthday?

10 SPEAKING

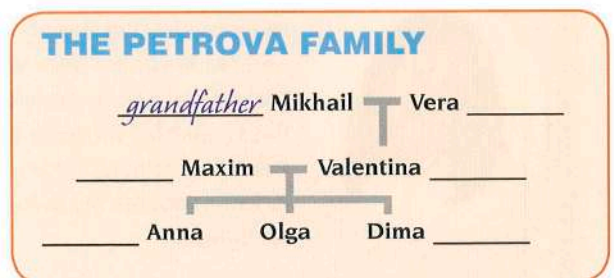
Ask other students questions about their families.

How old is your father?

When's his birthday?

11 WRITING

Complete Olga's family tree.



Now draw a family tree for another student.

1 OPENER

Guess: Where are the places in the photos?

READING

2 Complete the questions with *How, What, Where, When, Who*. Then answer them for Dominic and Sara.

- 1 _____ is his/her last name?
- 2 _____ is he/she from?
- 3 _____ old is he/she?
- 4 _____ is his/her birthday?
- 5 _____ is his/her phone number?
- 6 _____ is his/her favorite singer?

3 Here are Carlos's answers to the questions in exercise 2. Match the questions with the answers.

March 11th
Recife
Almeida
14
Avril Lavigne
55 81 5553 0008




4 LISTENING

Listen to Anita and Steve and complete.

FIRST NAME *Anita* _____
LAST NAME _____
AGE _____
BIRTHDAY _____
PHONE NUMBER _____
FAVORITE SINGER _____



FIRST NAME _____
LAST NAME *Kennedy* _____
AGE _____
BIRTHDAY _____
PHONE NUMBER _____
FAVORITE SINGER _____



5 SPEAKING

Interview three other students and complete this form for them.

First name _____ Birthday _____
Last name _____ Phone number _____
Age _____ Favorite singer _____

What's your...?

How old are you?

6 WRITING

Look at the information about Dominic and Sara on the Exchange Web site. Use the interviews in exercise 5 to write sentences about three students.

Her name is...

LEARNER INDEPENDENCE

7 Classroom English: listen and repeat.



What's that?
How do you spell it?
Sorry, I don't understand.
How do you pronounce F-E-B-R-U-A-R-Y?
What does ... mean?

8 Start a vocabulary notebook with these sections.

- TELLING THE TIME
- FAMILY
- MONTHS OF THE YEAR
- CLASSROOM ENGLISH

9 Phrasebook: listen and repeat these useful expressions. Then find them in this unit.



Hello. • Hi. • It's nice to meet you.
We're very happy to be here. • Excuse me?
Oh, I see. • Guess! • OK. • Right!
Thank you very much. • Wow! • Shh! • Great!
Excuse me. • Yes, please. • Here you are.

Now write a three-line dialogue using one or more of the expressions.

A *Excuse me, what's your name?*
B *Julia Roberts.*
A *Wow! It's nice to meet you.*

Unit 1 Communication Activity

Student A page 60
Student B page 62

PROJECT

PERSONAL WEB PAGE

Make a Web page about yourself.

1

Look again at Unit 1, Lessons 1, 3, and 4. Make a list of information to include on your *Personal Web Page*, for example:

- Name • Address • Phone number
- Age • Birthday • Family tree
- School • Friends • Favorite things

2

Write the text for your Web page, read it carefully, and correct any mistakes.

3

Design your Web page. Draw diagrams and pictures, and add photographs.

Show your *Personal Web Page* to other students.



GAME

WORD BINGO

Look at the pictures and choose nine things. Write the words on the Bingo card.

Now listen and cross out (X) the words you hear.

CONSOLIDATION for more practice

NICE TO MEET YOU

Look at the people in the photo on pages 6–7. Write sentences about three people from Riverside School and three from NFI.

Sara is from Mexico.

Dominic is 14 years old.

LESSON 1

Write the names of these things. Use *a/an*.

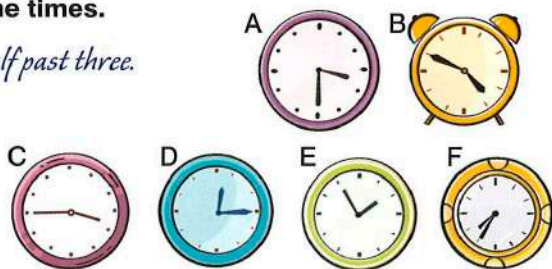
a bottle of water



LESSON 2

Write the times.

A It's half past three.



LESSON 3

Look at the photo on page 14. Imagine you are Olga and write about all the people in the photo.

That's my sister on the left. Her name is Anna, and she's 18.

LESSON 4

Write sentences about Anita and Steve using the information in exercise 4 on page 17.

EXTENSION for language development


NICE TO MEET YOU

Look at this conversation. Write similar conversations about the other NFI students.

A Her name is Sara.

B Is she from New York?

A No, she isn't. She's from Mexico.



LESSON 1

Write the names of things in your bag.

LESSON 2

Write questions and answers about famous places in your country.

Where's Chichén-Itzá?

It's in Yucatán state, in Mexico.

How old is it?

I think it's over 1,500 years old.

LESSON 3

Find a photo of your family. Write about all the people in the photo, and give their names and ages.

That's my mother on the left. Her name is...



LESSON 4

Look at the information about Dominic and Sara on page 16. Write similar information about your best friend.

My best friend is...

WORLD

1 LISTENING

Listen and complete the country boxes with this information.

Population

- 7 million
- 20 million
- 33 million
- 39 million
- 40 million
- 82 million
- 105 million
- 147 million
- 183 million
- 292 million
- 1.3 billion

Languages

- Chinese
- English
- French
- German
- Italian
- Polish
- Portuguese
- Russian
- Spanish

2 PRONUNCIATION

Listen and repeat the countries and languages. Mark the stress.

Australia

3 SPEAKING

Ask and answer questions about the countries.

What's the capital of Canada?

What's the population of Russia?

What are the main languages in the U.S.?

4 LISTENING

Listen and say where the music is from.

Number one.

It's Chinese

5 WRITING

Write about five of the countries.

The capital of Australia is Canberra, and the population is 20 million. The main language is English.



SWITZERLAND

Capital Bern
Population _____ million
Main languages _____




U.S.A. (United States of America)

Capital Washington, D.C.
Population _____ million
Main languages _____

1 CAN I HAVE MY PHONE BACK?

- *have*: affirmative
- *can*
- Describing people
- Making requests



1 OPENER

Find these colors in the photo.

Colors

- black • blue • brown • green • gray
pink • purple • red • white • yellow

2 PRESENTATION



Read and listen.

It's the welcome party...

CARLOS Are your mother and father here?

RYAN My mom is. She's next to Mr. Dodd. She has short red hair. And my sister, Amy, is over there with two of her friends. What about your family?

CARLOS I have two brothers, but no sisters.

RYAN Lucky you!

CARLOS Which girl is Amy?

RYAN She has a blue top and long blond hair.

CARLOS But all three girls have blue tops and long blond hair.

RYAN Yes, you're right. I have an idea. Rosie, can I borrow your cellphone?

ROSIE Yes, of course you can. What's wrong with your phone?

RYAN The battery is dead. Thanks.

A cellphone rings.

AMY Hello!

RYAN Hi, Amy! Can you come over here?

AMY You are silly, Ryan!

RYAN No, I'm not!

AMY Yes, you are! Goodbye!

CARLOS Your sister is the girl with the phone. I think she's angry with you.

ROSIE Amy is right, Ryan. You are silly! Can I have my phone back, please?

3 COMPREHENSION

True or false? Correct the false sentences.

- 1 Ryan's mother has short hair.
- 2 Ryan has two sisters.
- 3 Carlos has two brothers.
- 4 Amy has a brown top.
- 5 Ryan's camera has a dead battery.
- 6 Ryan can't borrow Rosie's phone.

4 GRAMMAR

Complete.

have

Affirmative

I/you/we/they **have**

he/she/it **has**

I _____ two brothers.

He _____ one sister.

She _____ short red hair.

All three girls _____ blue tops.




5 GRAMMAR PRACTICE

Complete with the correct form of *have*.

- 1 Ryan _____ a sister.
- 2 Amy _____ two friends.
- 3 They _____ long hair.
- 4 Rosie _____ a cellphone.
- 5 I _____ a book called American Inspiration for Teens.
- 6 We _____ a good classroom.

6 SPEAKING

Look at the picture and listen. Then describe the stars.



Ruby Raven has green eyes and black hair.

7 VOCABULARY

Match the words with the clothes.

Clothes

- a cap • a jacket • a pair of jeans
- a pair of pants • a pair of shoes
- a pair of sneakers • a shirt
- a skirt • a sweater • a top



Number 1 is a shirt.

I think number 2 is a pair of pants.

Listen and check.

8 LISTENING

Listen and complete the chart.

	Olga	Dominic	Carlos	Sara
cap				
jacket	1			
pair of jeans	3			
shirt				
pair of shoes				
skirt				
pair of sneakers				
sweater				
top				

Now talk about the students' clothes.

Olga has a jacket and three pairs of jeans.

9 GAME

Play *Who is it?* Describe people in the photo on page 22.

She has a blue skirt and yellow top.

Rosie!

10 PRONUNCIATION

Listen and repeat.

/ð/ they	/θ/ think
there	three
then	thanks
father	birthday
clothes	fourth

Now listen and write these words under *they* or *think*.

brother • month • mother • thing • third

11 SPEAKING

Ask and answer questions about these things.

- alarm clock • backpack • bag • book
- calculator • cap • digital camera • key
- pen • cellphone • umbrella • watch

Can I borrow your...?

Yes, of course you can.

No, I'm sorry. It's at home

Making requests

Can I borrow your cellphone?

Yes, of course you **can**.

Can I have my phone back?

Grammar Summary page 65

12 WRITING

Write a paragraph of an e-mail to a new friend. Describe yourself and your family.

I have red hair and green eyes. My brother has...

3 COMPREHENSION

Match the questions with the answers. There is one wrong answer.

- 1 Who can't play an instrument?
- 2 Can Anita and Olga speak English?
- 3 Who can't speak Russian?
- 4 Who can speak French?
- 5 Where's the light switch?

- a Yes, they can.
- b Anita can.
- c Anita can't.
- d It's behind the door.
- e Olga is silly.
- f Olga can't.

4 GRAMMAR

Complete.

can and can't

Affirmative

I **can** play the guitar.
She _____ sing.

Questions

Can you play the sax?
_____ they sing?

Contraction _____ = cannot

Negative

I **can't** speak Russian.
She _____ play the piano.

Short answers

Yes, I/we _____.
No, I/we **can't**.
Yes, they **can**.
No, they _____.

Check the answers page 65

5 GRAMMAR PRACTICE

Write questions and answers.

Olga/play an instrument

Can Olga play an instrument?

No, she can't.

- 1 Anita/speak Russian
- 2 Anita/play the sax
- 3 Olga/sing
- 4 Anita/play the piano
- 5 Olga/find the light switch
- 6 Anita/find the light switch

6 GRAMMAR PRACTICE

Complete with *and*, *but*, or.

- 1 Can you play the guitar _____ sing at the same time?
- 2 I can't play the sax, _____ I can play the piano.
- 3 She can speak French _____ Spanish.
- 4 I can't see my shoes _____ my sneakers.
- 5 They can sing in English, _____ they can't sing in German.
- 6 He can't speak French _____ Italian.

Grammar Summary page 65

7 SPEAKING

Complete the questionnaire. Then compare your answers with two other students.

LIFE SKILLS QUESTIONNAIRE

HOW ARE YOUR TWENTY-FIRST CENTURY LIFE SKILLS?



1 Can you program a video recorder?



4 Can you create a Web page?



2 Can you send a text message?



5 Can you record music off the Web?



3 Can you burn a CD?

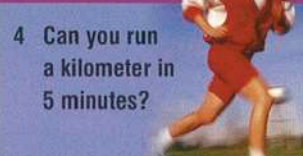


6 Can you use a search engine?

AND HOW ARE YOUR OTHER LIFE SKILLS?



1 Can you make a sandwich?



4 Can you run a kilometer in 5 minutes?



2 Can you cook a meal?



5 Can you swim underwater?



3 Can you iron a shirt?



6 Can you ride a horse?

8 WRITING

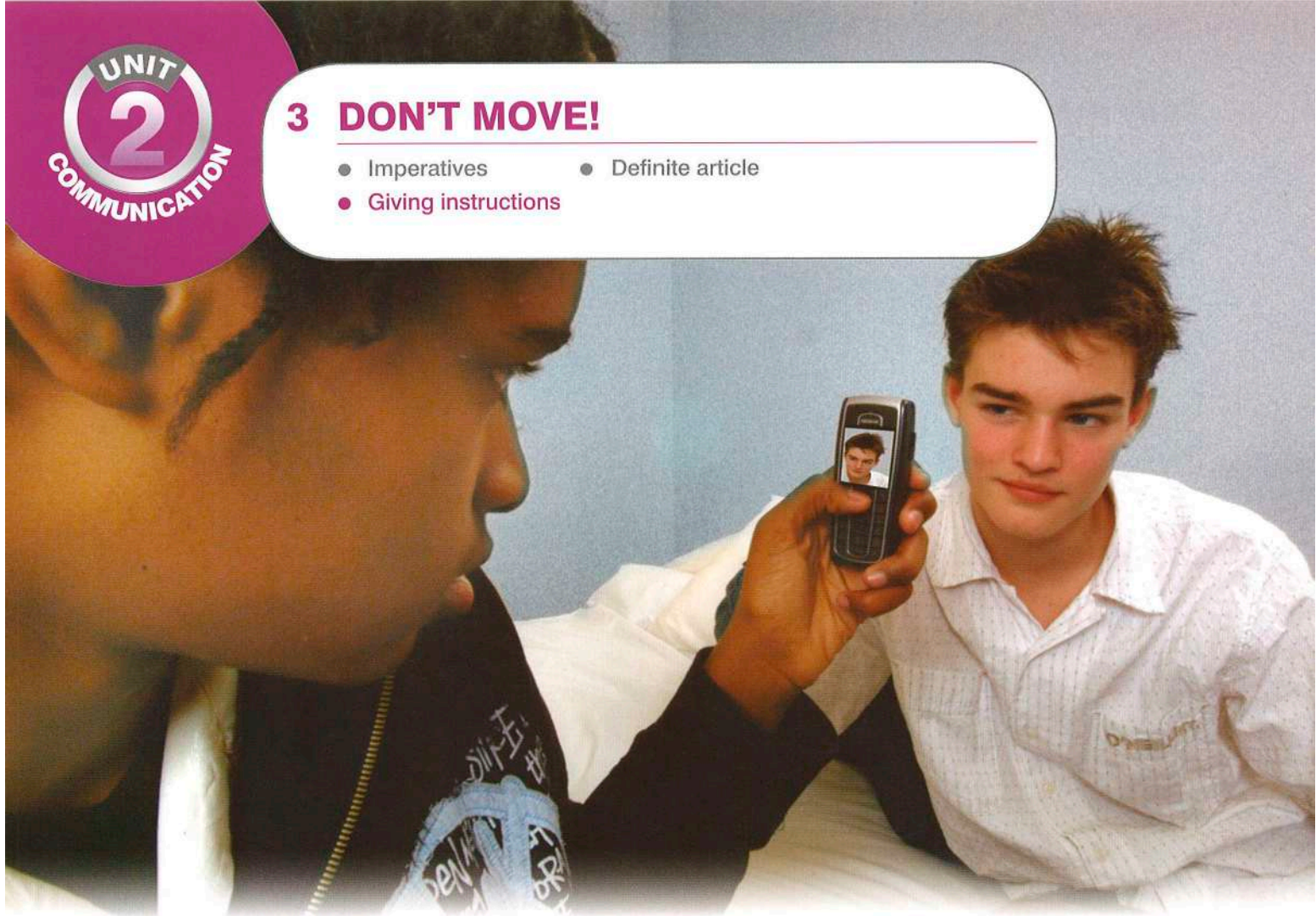
Make your own Life Skills Questionnaire.

- | | |
|-----------------|---|
| Memory | tell jokes? remember people's names? remember dates and places? |
| Music | sing? read music? dance? play an instrument? |
| Hands | draw a picture? paint a wall? make a cake? sew on a button? |
| Strength | lift 20 kilos? swim 100 meters? walk on your hands? |

Now give your questionnaire to five students. Write a paragraph about the answers.

3 DON'T MOVE!

- Imperatives
- Definite article
- Giving instructions



1 OPENER

This lesson is about cellphones.

Guess: Which of these words are in the lesson?

camera • code • dial • father • hair
jeans • menu • number • picture
press • select • send • swim

2 PRESENTATION

Read and listen.

- CARLOS** Hey! What's this?
STEVE It's my new camera phone.
CARLOS It's really cool. Can I try it?
STEVE Yes, of course you can—here's the phone.
 Go to Menu and select Camera.
CARLOS OK.
STEVE Now you can take a picture. Hold the phone steady and press OK.
CARLOS Smile, Steve. Don't move. Great! Can I send the picture to someone in Brazil?
STEVE Sure. Press Select and select Send via multimedia. Then enter the phone number. Don't forget the international code and the country code for Brazil.
CARLOS That's 011 55.
STEVE Now press Send.
CARLOS That's it! Thanks!
STEVE No problem. And send the picture to Sara too.
CARLOS Sara! But she's my...

3 COMPREHENSION

True or false? Correct the false sentences.

- 1 Carlos has a new phone.
- 2 To take a picture, go to Menu and select Camera.
- 3 Carlos can send the picture of Steve to Brazil.
- 4 The country code for Brazil is 05.
- 5 Sara is Carlos's boyfriend.

4 GRAMMAR

Complete.

Imperatives

Go to Menu.

Hold the phone steady.

Now _____ Send.

Don't move.

_____ forget the international code.

Contraction _____ = do not

* We use the imperative to give instructions or commands.

Check the answers page 65

5 GRAMMAR PRACTICE


Use the imperative to change these requests into commands.

Can you please hold the camera steady?

Hold the camera steady.

- 1 Can you please call your parents?
- 2 Please don't use cellphones in class.
- 3 Can you please give me the number?
- 4 Can you please spell your name?
- 5 Please don't give people my phone number.

6 LISTENING

 Listen to Sara and Mrs. Miller, Rosie's mother. Check (✓) what Mrs. Miller says.

- Use your cell.
- Don't use your cell.
- You can use our phone.
- You can't use our phone.
- First, dial the international code.
- First, dial the national code.
- Dial 011 25.
- Dial 011 52.
- Don't dial the area code.
- Don't forget the area code.
- Then dial your parents' number.
- Then dial your number.


Now tell each other how to make an international call from the United States.

Definite article

Dial **the** international code.
What's **the** number?
The phone's over there.

 Grammar Summary page 66

7 PRONUNCIATION

 Listen and write these words in the correct column.

about • address • boyfriend • camera
cellphone • forget • hello • menu • message
number • parent • picture • select

■ ■	■ ■
<i>address</i>	<i>about</i>

Now listen and check. Repeat the words.

8 READING

Match the text message abbreviations with the words.

CU = see you

2B = to be

THX = thanks

2DA	ILUVU	about	are you
2MORO	L8	any	hello
ABT	L8R	are you OK?	I love you
B4N	LO	boyfriend	I see
BOYF	LOL	bye for now	lots of love
EZ	NE	easy	please
GR8	PLS	great	someone
IC	RUOK?	late	today
RU	SOME1	later	tomorrow

Now put these messages in the right order. A is the first one.



A: Hi Rosie. How RU? Can we meet L8R 2DA? Anita

B: CU@7. Is Olga with U? B4N Rosie

C: OK Come 2 my house at 7. LOL Anita

D: Yes. She's GR8. CUL8R Anita

E: Can't 2DA - what ABT 2MORO? Rosie

9 GAME

Say the next letter of the alphabet.



10 WRITING

Write this text message using complete words.

Hello! Thanks...





Rosie

What's your favorite band?
The Black Eyed Peas

How many members does it have?

Where are they from?

What's your favorite song?

What's special about the band?

What's their Web site address?

What's on the Web site?

3 LISTENING

Listen to Rosie talking about her favorite band and complete the chart.

4 SPEAKING

Ask two other students about their favorite bands. Use the questions in the chart and write down the answers.

What's your favorite band?

5 WRITING

Use your notes from exercise 4 to write a paragraph about another student's favorite band. Use the text in exercise 2 to help you.

LEARNER INDEPENDENCE

- 6 Add these sections to your vocabulary notebook.
- COLORS
 - MUSICAL INSTRUMENTS
 - CLOTHES
 - USING THE PHONE

- 7 Classroom English: ask and answer.

Excuse me, can I	ask a question, open a window, close the door, borrow your book, leave the room, get a drink of water, go to the bathroom, go home,	please?
------------------	--	---------

Yes, of course you can. No, I'm sorry, you can't.

- 8 **Phrasebook:** listen and repeat these useful expressions. Then find them in this unit.

Lucky you! • Yes, of course you can.
What's wrong with...? • Never mind!
Any questions? • See? • It's really cool.
Can I try it? • Sure. • Thanks! • No problem.

Which expression:



- A is a reply to a request?
- B asks about a problem?
- C means that you like something very much?
- D is a reply to "Thanks."?

Unit 2 Communication Activity
Student A page 61
Student B page 63

PROJECT

FAVORITE BAND FILE


Make a file about your favorite band.



1

Work in a group and look again at Unit 2 Lesson 4.

Then make a list of your favorite bands. Choose one band to write about.



2

Find out information about the band, for example:

Names of members

Clothes, hair and eyes

Songs • Something special

Web site

3

Work together and make a *Favorite Band File*. Read it carefully and correct any mistakes. Find photos from newspapers or magazines for your file.

Show your *Favorite Band File* to the other groups.

SONG

Listen and find words which rhyme with:

two (x3) • hair (x1) • date (x2) • red (x2)

FRIDAY I'M IN LOVE

The Cure

I don't care if Monday's blue
Tuesday's grey and Wednesday too
Thursday I don't care about you
It's Friday I'm in love

Monday you can fall apart
Tuesday Wednesday break my heart
Thursday doesn't even start
It's Friday I'm in love

Saturday wait
And Sunday always comes too late
But Friday never hesitate

I don't care if Monday's black
Tuesday Wednesday heart attack
Thursday never looking back
It's Friday I'm in love

Monday you can hold your head
Tuesday Wednesday stay in bed
Oh Thursday watch the walls instead
It's Friday I'm in love

CONSOLIDATION for more practice

LESSON 1

Write eight words for colors and eight words for clothes.

Colors green

LESSON 2

Make a list of action verbs.

swim, ride,...

Now write true sentences with can and can't and action verbs.

I can swim 1,000 meters.

I can't ride a motorbike.



LESSON 3

Make a list of words about using a phone.

dial, international code,...

LESSON 4

Look at the completed chart in exercise 3 on page 29 and write a paragraph about Rosie's favorite band. Use the text about The White Stripes to help you.




EXTENSION for language development

LESSON 1

Choose photos of people in *American Inspiration for Teens 1*. Write short descriptions of the people.

She has a white cap, blue jeans, and a pink top.



LESSON 2

Write an interview between you and a famous person. Ask what he/she can and can't do.

Tell me, Madonna, can you sing?


Yes, I can.

LESSON 3

Write instructions and commands you can hear in your English class.

Open your books.

Don't use cellphones in class.



LESSON 4

Write down a song by your favorite band with some words missing. Ask another student to listen to the song and fill in the words.

9 Write questions and answers.
Carlos/speak Russian **X**/speak Spanish **✓**

Can Carlos speak Russian? No, he can't.

Can he speak Spanish? Yes, he can.

- Anita/play the guitar **✓**/play the drums **X**
- they/swim 5km **X**/run 5km **✓**
- Dominic/ride a horse **✓**/iron a shirt **X**
- you/send a text message on a cellphone **✓**/
burn a CD on a cellphone **X**
- Olga/speak French **X**/understand French **✓**
- she/read a book **✓**/read music **X**

10 Complete with *Don't* where necessary.

NOTES FOR EXCHANGE STUDENTS

- _____ remember to ask for help.
- _____ call your parents.
- _____ use a cellphone in class.
- _____ listen to Mr. Dodd.
- _____ sing in class.
- _____ forget the welcome party.

VOCABULARY REVIEW

11 Complete with these words.

address • birthday • favorite • last
meet • message • past • sister

- Amy is Ryan's _____.
- What's the time?—It's half _____ twelve.
- It's nice to _____ you.
- What's your name and _____?
- This is her _____ bag.
- Petrova is Olga's _____ name.
- It's my _____ today.
- He can send a text _____.

12 Match these words with their definitions.

battery • brother • century • December
grandmother • horse • January
population • Spanish • Washington, D.C.

- Your mother's mother.
- Opposite of *sister*.
- The first month.
- The twelfth month.
- They speak this language in Mexico.
- It's the capital of the United States.
- You can ride it.
- One hundred years.
- It's in a cellphone or digital camera.
- The number of people in a country.

13 Match the verbs in list A with the words and phrases in list B.

A	B
1 cook	the drums
2 dial	home
3 go	a horse
4 iron	a joke
5 lift	a meal
6 play	your name
7 ride	a number
8 send	a shirt
9 spell	ten kilos
10 tell	a text message

14 Find the odd word.

- sandwich button meal cake
- sneakers jacket shirt sweater
- clock calculator phone umbrella
- brown new pink green
- Spain French German Italian
- drum camera guitar saxophone
- mother sister brother boyfriend
- wallet bag comb backpack

LEARNER INDEPENDENCE PROGRESS CHECK

Now you can...

- Introduce yourself and others
- Talk about personal possessions
- Tell the time
- Describe places
- Talk about your family
- Describe people
- Make requests
- Talk about ability
- Give instructions

Look back at Units 1 and 2 and write an example for 1–9.

1 *This is my friend Olga.*

How good are you? Check a box.

★★★ Fine ★★ OK ★ Not sure

NOT SURE ABOUT SOMETHING?

TAKE A LOOK AT THE GRAMMAR SUMMARY.

1 I REALLY DON'T LIKE OCTOPUS

- Simple present: affirmative and negative
- Talking about likes and dislikes



1 OPENER

Who can you see in the photo? Where are they?

2 PRESENTATION

Read and listen.

DOMINIC I love your house!
RYAN It's small, but it's OK.
DOMINIC In Montreal, we live in an apartment in the center of the city—we don't have a backyard.
AMY Dominic, come and see our chickens!
DOMINIC You have chickens!
AMY Yes, you can have fresh eggs for breakfast!
DOMINIC Great! I like eggs.
RYAN Amy, go away!
AMY Don't speak to me like that!
RYAN Dominic wants to talk to me. He doesn't want to see the chickens.
AMY Sometimes I hate you, Ryan!
NANCY MACKENNA Stop it, you two. Come inside, everyone—dinner is ready. Dominic, I hope you like fish.
DOMINIC Yes, I love it. I like everything except octopus. I really don't like octopus.
NANCY Don't worry—octopus isn't on the menu!

3 COMPREHENSION

Choose the correct word.

- 1 Ryan lives in **an apartment/a house**.
- 2 Dominic doesn't live in **a house/an apartment**.
- 3 Dominic likes **chickens/eggs**.
- 4 Amy is angry with **Dominic/Ryan**.
- 5 Nancy says "Stop it" to Ryan and **Dominic/Amy**.
- 6 Dominic loves **fish/octopus**.

4 GRAMMAR

Complete.

Simple present

Affirmative

I like
 you _____
 he/she/it likes
 we like
 they _____

Negative

I _____ like
 you don't like
 he/she/it _____ like
 we _____ like
 they don't like

Contractions

_____ = do not doesn't = does not

Check the answers page 66

5 GRAMMAR PRACTICE

Write sentences using the simple present.

Dominic/like/the house

Dominic likes the house.

- 1 Amy/like/Dominic
- 2 he/not have/a sister
- 3 we/love/music
- 4 they/not like/octopus
- 5 you/not speak/Chinese
- 6 Nancy/love/fish
- 7 I/not want/eggs for breakfast
- 8 sometimes Amy/hate/Ryan

6 VOCABULARY

Match the words with the pictures. Use the color clues to help you.

Number 1 is yellow—it's cheese.

Food

bananas (yellow) • carrots (orange)
 cheese (yellow) • chocolate (brown)
 cucumber (green) • eggs (yellow and white)
 fish (gray) • French fries (brown)
 garlic (white) • ice cream (pink)
 mushrooms (white) • octopus (pink)
 pizza (yellow and red) • tomatoes (red)

Now listen and check.



7 GAME

Say a food word.



8 PRONUNCIATION

Write the words in the correct column.

carrot • celebrity • center • century
 cheese • chicken • Chinese • chocolate
 city • country • cream • cucumber

/tʃ/	/k/	/s/
cheese	carrot	celebrity

Now listen and check. Repeat the words.

9 LISTENING

Listen to Amy and Ryan and look at the pictures of food in exercise 6. Write the numbers of the things they like and don't like.

Amy likes _____, _____,
 and _____.
 She doesn't like _____,
 _____, or _____.



Ryan likes _____, _____,
 and _____.
 He doesn't like _____,
 _____, or _____.



Now tell each other what they like and don't like.

10 SPEAKING

Tell each other about food you like and don't like.

I like garlic, but I don't like fish or octopus.

I love octopus but I hate garlic.

11 WRITING

Do a survey: ask other students to tell you things they love, like, don't like, and hate. They can talk about food, music, movie stars...

Now write the results of your survey.

Ana loves Angelina Jolie, but she doesn't like Cameron Diaz.

6 SPEAKING

Ask and answer questions about Sara's sports schedule.

When do they have basketball?

On Monday at four thirty.

Does Sara play soccer on Wednesday?

No, she doesn't.

Now ask each other questions about what you do after school.

What kind of activities do you do?

What kind of sports do you play?

Do you do/play...?

When do you do/play...?

Prepositions of time

at four o'clock/night

in the morning/afternoon/evening

on Monday/Tuesday

from three thirty to four fifteen

after school/three fifteen

before lunch/six thirty

Grammar Summary page 67

Sara

SPORTS SCHEDULE

MONDAY		4:30 p.m. X
TUESDAY	Girls	3:30 p.m. ✓
WEDNESDAY	Boys	4 p.m. X
THURSDAY		4:15 p.m. X
FRIDAY		3:30 p.m. ✓

7 LISTENING

Listen and complete Steve's school schedule.

	Monday	Tuesday	Wednesday	Thursday	Friday
8:30 - 9:35	Math	Science	English	—	English
9:40 - 10:45	—	Computer Science	—	Geography	Science
BREAK					
11:15 - 12:15	Geography	—	History	English	Science
12:20 - 1:20	Art	Math	German	German	—
LUNCH					
2:05 - 2:50	Science	Geography	PE (Physical education)	Art	French

HIP HOP

8 SPEAKING

Ask and answer questions about Steve's schedule.

- A When does Steve have art?
 B On Monday from twenty after twelve to twenty after one, and on Thursday from five after two to two fifty.

Now write your school schedule and compare it with Steve's.

- A Steve has geography on Thursday, but I have it on Wednesday.
 B We both have computer science on Tuesday.

9 WRITING

Interview another student and write down the answers.

When do you...

- get up in the morning?
- have breakfast?
- go to school?
- come home?
- have dinner?
- go to bed?

Now write a paragraph describing the student's day.

Ricardo gets up at seven fifteen in the morning.

Compare your paragraph with other students' paragraphs.

3 I NEVER LIFT WEIGHTS


- Adverbs of frequency
- Talking about frequency

1 OPENER

Where are Olga and Anita?
Which of these can you see?

exercise bike
rowing machine
swimming pool
tennis court
treadmill
weights

2 PRESENTATION

 Read and listen.

OLGA This is a fantastic gym! How often do you come here?

ANITA I usually come on Monday after school. The workout session for teenagers is from four to five o'clock every day. And I sometimes come on the weekend.

OLGA Do you always start on the treadmill?

ANITA Yes, I do. Then I get on the exercise bike. But I never lift weights.

OLGA Why not?

ANITA Weights are for people over 16—I'm only 14. What about you? Do you go to a gym?

OLGA Yes, I go to a really good gym in Moscow. I often go there in the morning before school—it's always busy in the afternoon.

ANITA And what do you do?

OLGA It depends, but I usually start on the rowing machine. And I always go to the dance classes on Wednesday.

ANITA What kind of dance classes?

OLGA We learn different dance routines like hip-hop and jive.

ANITA That sounds great!



3 COMPREHENSION

Correct the sentences.

- 1 Anita usually comes to the gym on Monday before school.
- 2 Anita sometimes starts on the treadmill.
- 3 Anita often lifts weights.
- 4 Olga often goes to the gym after school.
- 5 The gym in Moscow is never busy in the afternoon.
- 6 Olga sometimes starts on the rowing machine.
- 7 Olga often goes to dance classes.

4 GRAMMAR


Complete with *after/before*.

Adverbs of frequency

always usually often sometimes never

It is **always** busy. Pronoun + *be* + **adverb**
I **often** go there. Pronoun + **adverb** + verb

- * The adverb goes _____ the verb *be*.
- * The adverb goes _____ other verbs.

 Check the answers
page 67

5 GRAMMAR PRACTICE

Rewrite these sentences with the adverb in the correct position.

- Anita goes to the gym on the weekend. (sometimes)
- She gets on the exercise bike after the treadmill. (always)
- The workout session for teenagers is fun. (usually)
- I lift weights. (often)
- The gym is busy in the evenings. (never)
- We swim in the pool after the gym. (usually)
- The dance classes are on Wednesday. (always)

6 LISTENING

Look at the chart and match the pictures with these phrases.

go dancing • go running • go shopping
go swimming • go to the movies

Now listen and write down how often Dominic and Rosie do things.

	DOMINIC	How often?	ROSIE	How often?
Monday		<i>always</i>		
Tuesday				
Wednesday				
Thursday				
Friday				
Saturday				
Sunday				

Talk about Dominic and Rosie.

Dominic always goes swimming on Monday.

Now talk about your week.

I often go to the movies on Friday.

7 PRONUNCIATION

Listen and repeat.

/ɪŋ/

dancing evening morning ring rowing running
shopping something song swimming wrong

8 SPEAKING

Interview three students and complete the chart with A (always), U (usually), O (often), S (sometimes), or N (never).

Do you go to bed late on the weekend?

I usually go to bed late on Saturday.
But I always go to bed early on Sunday.

Lifestyle SURVEY

What do you do on the weekend?

	Student 1	Student 2	Student 3
DO YOU...?			
go to bed late	<input type="checkbox"/>	<input type="checkbox"/>	<input type="checkbox"/>
get up early	<input type="checkbox"/>	<input type="checkbox"/>	<input type="checkbox"/>
have breakfast in bed	<input type="checkbox"/>	<input type="checkbox"/>	<input type="checkbox"/>
watch TV all day	<input type="checkbox"/>	<input type="checkbox"/>	<input type="checkbox"/>
play computer games	<input type="checkbox"/>	<input type="checkbox"/>	<input type="checkbox"/>
listen to music with friends	<input type="checkbox"/>	<input type="checkbox"/>	<input type="checkbox"/>
help around the house	<input type="checkbox"/>	<input type="checkbox"/>	<input type="checkbox"/>
go to a party	<input type="checkbox"/>	<input type="checkbox"/>	<input type="checkbox"/>
stay overnight at a friend's house	<input type="checkbox"/>	<input type="checkbox"/>	<input type="checkbox"/>

I always go to bed late.



9 WRITING

Write an e-mail to a friend about your weekend, using your answers from the Lifestyle Survey.

On the weekend, I often...

3 LISTENING

Read this e-mail from Steve to his new e-pal. There are six mistakes in the e-mail. Then listen to Steve and correct the mistakes.

E-mail

From: Steve Kennedy
Date: July 18
To: Maria Bruna
Subject: Hello
Attachments: me.jpg

Hello,

This is an e-mail from your new e-pal! I'm 14 years old and I'm from New York in the U.S. I have short dark hair and blue eyes.

I go to the Riverside School in New York. On weekdays, I get up at 7:30 and go to school from 9:30am to 2:50pm. My favorite subject is science, but I hate history!

My favorite sport is tennis, but I also play basketball and I like swimming. On weekends, I play the drums and I listen to music with my friends - we like rock and hip-hop. We usually go to the movies on Saturday and my favorites are The Lord of the Rings and old Bruce Lee kung fu movies. We often go to the beach in the summer, and every August I go to Florida with my parents for a vacation.

Please write and tell me about you and your life. Do you have a boyfriend?!

I hope to hear from you soon.

Best wishes,

Steve

4 SPEAKING

Complete these questions with *How*, *What*, *When*, and *Where*.

- 1 _____ old are you?
- 2 _____ are you from?
- 3 _____ do you look like?
- 4 _____ do you get up on weekdays?
- 5 _____'s your favorite subject in school?
- 6 _____ are your favorite sports?
- 7 _____ kind of music do you like?
- 8 _____ movies do you like?
- 9 _____ do you go for your summer vacation?

Now ask another student the questions.

5 WRITING

Write an e-mail message to a new e-pal about you and your life. Use Steve's e-mail to help you.

LEARNER INDEPENDENCE

6 Many English words are like words in other languages. Which of these words are like words in your language?

International words in English

camera • chocolate • drama • guitar
 gym • music • photograph • pizza
 taxi • tennis • video • volleyball

Find other words in Units 1–3 which are like words in your language. Make a section in your vocabulary notebook for these words. Notice the differences in spelling!

7 Add these sections to your vocabulary notebook.

- FOOD
- SPORTS AND GAMES
- LEISURE ACTIVITIES
- SCHOOL SUBJECTS

8 **Phrasebook:** listen and repeat these useful expressions. Then find them in this unit.

Go away! • Stop it! • Don't worry.
 Great shot! • What about you?
 I don't believe you! • How often do you come here?
 Why not? • It depends. • That sounds great!

Now write a three-line dialogue using one or more of the expressions.

A I love chocolate. What about you?
 B I hate it.
 A I don't believe you!

Unit 3 Communication Activity

Student A page 61
 Student B page 63

PROJECT

LIFESTYLE FILE

Make a file about the lifestyle of sports stars.

1

Work in a group and look again at the article about Lewis Hamilton on page 40. Then make a list of other sports stars.

2

Choose two or three people to write about. Find out information about each star's lifestyle, for example:

What is his/her workout routine?
What movies and music does he/she like?
What about food, pets, and vacations?

3

Work together and make a *Lifestyle File*. Read it carefully and correct any mistakes. Draw pictures or find photographs from magazines or newspapers for your file. Show your *Lifestyle File* to the other groups.

GAME

WORD RACE

Work in pairs and name:

1 One kind of food that is yellow.

2 Two words for meals.

3 Two things you can do at the gym.

4 Two sports ending in *-ball*.

5 Three days of the week with six letters.

6 Three words ending with the sound /ŋ/.

7 Four prepositions of time.

8 Four months of the year ending with the letter *y*.

9 Four leisure activities.

10 Three kinds of food beginning with the letter *c*.

11 Five colors.

12 Five school subjects.

13 Five numbers beginning with the letter *f*.

14 Five letters that rhyme with *B*.

15 Five names of kinds of clothes.

CONSOLIDATION for more practice

LESSON 1

Write three sentences about food you like and don't like.

I like..., but I don't like...



LESSON 2

Write questions and then answer them.

I like soccer.

Do you like soccer? No, I don't.

I play basketball.

We have a short break in the morning.

I go swimming after school.

We have math on Monday.

I get up at seven in the morning.

LESSON 3


Look at the chart in exercise 6 on page 39. Write three sentences about Dominic and three sentences about Rosie.

Dominic always goes swimming on Monday.

LESSON 4

Look at the corrected e-mail in exercise 3 on page 41. Write Steve's answers to the questions in exercise 4.

I'm from New York.



EXTENSION for language development


LESSON 1

Write six sentences about things you love, like, don't like, and hate. You can write about music, movie stars, clothes, colors...

LESSON 2

Write six sentences about sports and other activities after school. Say at what time and on which day.

I play basketball at 5:30 on Wednesday.



LESSON 3

Look at exercise 6 on page 39 and write six sentences about your week.


I usually go shopping on Saturday.



LESSON 4

Look at *Let's meet ... Lewis Hamilton!* on page 40 and write a profile of the student you interviewed in exercise 4 on page 41.

... NORTH AND SOUTH

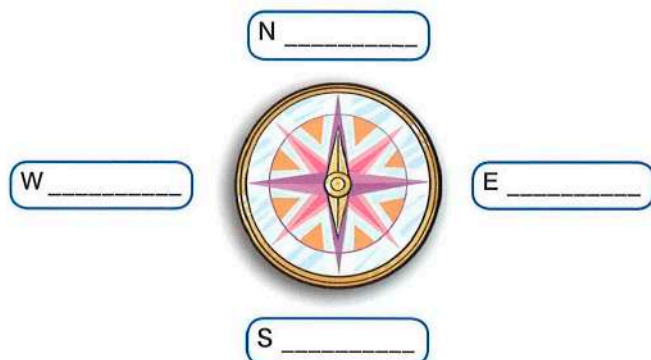


MARCELO

- 1 "I'm 14 and I live in a big apartment in the city of São Paulo, in the southeast of Brazil. I have one brother and one sister.
- 2 I get up at 6:30 a.m. and my father drives us to school. Classes start at 7:15 a.m. and end at 1:10 p.m. We have six classes every day—our classes are 50 minutes long. After the third class we have a 20-minute break, and I buy a snack. I don't like school – I think it's boring. We wear a uniform: shorts or pants, and T-shirts with the school's name on.
- 3 I have lunch at home at 1:30 p.m. We usually have meat, rice, beans, and salad, and then fruit. But my favorite food is pizza. After lunch, I do my homework and in the evening, I usually watch TV. I go to bed at eleven.
- 4 I play computer games or listen to music in my spare time. My favorite music is R&B, and I play the drums. On the weekend, I play soccer, and we often drive to the beach. Our summer holiday is from December to February and we usually go to Florianópolis.

3 VOCABULARY

Complete the words on the compass. You can find all the words in this lesson.



4 Look at the passages again and find:

- four words for sports
- six words for clothes
- nine words for food

5 SPEAKING

Compare the two teenagers' lives.

Same

They both live in apartments.

Different

Natalya lives in a small apartment, but Marcelo lives in a big apartment.

6 WRITING


Compare Natalya's or Marcelo's life with your life.

Natalya lives in St. Petersburg in Russia, but I live in...



1 THERE'S A FAMOUS STATUE

- *there is/are*
- Describing places and facilities




New York is on the east coast of the United States. Come and visit this great city—it's full of attractions.

There's a wonderful view of New York's skyscrapers from the top of the Empire State Building. And there are lots of fantastic places for teenagers, including the Museum of Modern Art, the Museum of the City of New York, and Central Park. In Central Park you can do all kinds of activities, or just relax and enjoy the beautiful lakes and trees. There aren't any cars in Central Park on weekends, and people go running and in-line skating on the roads.

There are more ghosts in New York than any other American city. How many ghosts are there? Are there any teenage ones? Go on a ghost tour and find out!

Can you see everything in New York in one visit? No, there isn't time. But is there a place that everyone likes? Yes, there's a famous statue—the Statue of Liberty. It's over 100 years old and there are 354 steps to the top!




1 OPENER

Look at the photos. Which of these words do you expect to find in the text?

attractions • beach • ghosts • goalkeeper
lakes • math • museum • roads
skyscrapers • statue • tour • view

2 PRESENTATION

 Read and listen to the text about New York.

3 COMPREHENSION

Match the questions with the answers. There is one wrong answer.

- 1 Is New York on the east coast of the U.S.?
 - 2 Is there a modern art museum in New York?
 - 3 Where can you go in-line skating?
 - 4 Are there any cars in Central Park on weekends?
 - 5 Is there time to see everything in New York in one visit?
 - 6 Are there lots of steps to the top of the Statue of Liberty?
- a No, there aren't.
 - b In Central Park.
 - c On a ghost tour.
 - d Yes, there are.
 - e Yes, there is.
 - f No, there isn't.
 - g Yes, it is.

4 GRAMMAR

Complete.

there is/are

Affirmative

_____ is a wonderful view.

There _____ lots of fantastic places.

Negative

There _____ time.

_____ aren't **any** cars on weekends.

Questions

Is _____ a place that everyone likes?

How _____ ghosts _____ there?

Are _____ **any** teenage ones?

Check the answers page 67

5 GRAMMAR PRACTICE

Complete with *there is/are*, or *there isn't/aren't*.

- _____ any cars in Central Park on weekends. **X**
- _____ over half a million trees in the park. **✓**
- _____ a restaurant in the park. **X**
- _____ a flag on top of the Statue of Liberty. **X**
- _____ lots of tourists in the summer in New York. **✓**

Complete with *is/are there* and answer the questions.

- _____ a computer in your classroom?
- _____ lots of students at your school?
- _____ any girls in your class?
- _____ a swimming pool at your school?
- How many students _____ in your class?

6 SPEAKING

Look at the photos of New York on page 46. What is there in the photos? How many?

a bicycle • cars • flags • flowers
ghosts • a horse • a lake • a museum
people • a plane • skyscrapers
steps • a train • taxis • trees

There's a museum.

There are lots of trees.

Now say what there isn't in the photos.

There isn't a bicycle.

There aren't any ghosts.

7 PRONUNCIATION

Listen to the intonation and decide: Up ↗ or Down ↘?



- There's a statue.
- Are there any taxis?
- Is there a museum?
- There isn't a bicycle.
- How many steps are there?

Now listen again and repeat.

8 LISTENING

Match the photos with these attractions.

- Ghost Tour
- Central Park
- Museum of Modern Art
- Museum of the City of New York



Now listen and complete with these names.

Dominic Olga Carlos Sara

- _____ thinks pictures are boring.
- _____ wants to go on a ghost tour.
- _____ thinks museums are boring.
- _____ wants to go to Central Park.

9 SPEAKING

Ask and answer questions about your classroom. Think about size (*big/small*) and color.

bags • blinds • books • boards
CD players • chairs • computers
desks • doors • lights • pictures
phones • televisions • windows

How many windows are there?

There are four big ones.

How many televisions are there?

There aren't any.

10 WRITING

Write a paragraph describing your classroom.

In my classroom there are four big windows.

5 GRAMMAR PRACTICE

Write sentences using the present progressive.

the actor/hold/a piece of paper

The actor is holding a piece of paper.

- 1 the guide/talk/to the group
- 2 the girls/watch/the man in black
- 3 he/walk/out of the theater
- 4 Anita/laugh/at Steve
- 5 I/do/this exercise
- 6 we/learn/English
- 7 you/wear/a nice top
- 8 the phone/ring

6 GAME

Play *Guess what I'm holding!*

Guess what I'm holding!

You're holding a cellphone.

No.

You're holding a calculator!

Yes!



7 PRONUNCIATION



Listen and repeat.

/ʌ/ come | /ou/ home

color	coat
love	ghost
mother	goal
worry	hold

Now listen and write these words under *come* or *home*.

brother • comb • hope
month • old • one
phone • son


8 SPEAKING

Look at the two pictures. Can you find ten differences? Compare the pictures using these verbs.

draw • hold • look • paint
play • sing • stand • wear

In picture A, the woman is singing.

In picture B, she's playing the piano.



9 WRITING



Look at the photo on pages 6-7 and write sentences describing the people.

She's standing on the left. She's wearing blue jeans, and she's carrying a gold bag.

Now read your sentences aloud. Can other students guess the names?

3 WHAT'S HE DOING?

- Present progressive: negative, questions, and short answers
- Describing what's happening now (2)



1 OPENER

Which of these can you see in the photos?

- arms • books • bottles • a dog • feet
hands • headphones • legs • shorts
a table • trees • an umbrella

2 PRESENTATION

Read and listen.

The group is visiting Central Park.

1 **ROSIE** Look at the man with headphones on his head.

DOMINIC Are you talking about the one in the black top?

ROSIE Yes, what's he doing?

DOMINIC He's going very fast—is he running?

ROSIE No, he isn't. He's in-line skating.

2 **CARLOS** Can you see the people with their left arms in the air?

SARA They're all wearing shorts. Are they dancing?

CARLOS No, they aren't. They're holding their right legs.

SARA And there are bottles of water near their feet! I think they're doing exercises.

CARLOS Yes, they are. They're warming up.

3 **STEVE** I can smell food!

ANITA Let's get something to eat.

STEVE See the umbrella? That man is selling drinks and hot dogs.

ANITA Right. Is he selling ice cream too?

STEVE I don't know, but I'm hungry!

3 COMPREHENSION

Match conversations 1–3 with photos A–C.

4 GRAMMAR

Complete.

Present progressive

Negative

Full forms

I am not talking.
He/She/It _____ not talking.
We/You/They are not talking.

Contractions

I'm not talking.
He/She/It isn't talking.
We/You/They _____ talking.

Questions

Am I talking?

_____ you talking?

Is he/she/it talking?

_____ they talking?

Short answers

Yes, you are.
No, you _____.
Yes, I am.
No, _____ not.
Yes, we _____.
No, we aren't.
Yes, he/she/it _____.
No, he/she/it isn't.
Yes, they are.
No, they aren't.

Check the answers page 67

5 GRAMMAR PRACTICE

Complete with the present progressive.

- Where _____ we _____? (go)
- _____ you _____ hungry (feel) Yes, I _____.
- _____ the man _____? (cook) No, he _____.
- _____ he _____ drinks? (sell) Yes, he _____.
- What _____ the girl _____? (do)
- She ______. (not eat)
- _____ she _____? (smile) Yes, she _____.
- The people ______. (not dance)

6 LISTENING

What are the students doing? Listen and choose.

- Anita: sing a song/play the saxophone
- Carlos: use a computer/send a text message
- Dominic and Steve: play tennis/play basketball
- Olga: wash her hands/brush her teeth
- Ryan: run/swim
- Sara and Rosie: have lunch/watch TV

Now ask and answer.

Is Anita singing?

What's Carlos doing?

7 WRITING

Write sentences about the people in exercise 6.

Anita isn't singing. She's...

8 VOCABULARY

Look at the picture of the boy and match the words in the box with numbers 1–16.

Parts of the body

arm • ear • eye • face • finger
foot (plural feet) • hair • hand • head
knee • leg • mouth • nose
thumb • toe • tooth (plural teeth)

Now listen and check.

9 PRONUNCIATION

Listen and repeat.

comb • ghost • guide • knee • know
right • talk • thumb • walk

Now cross out the silent letters.

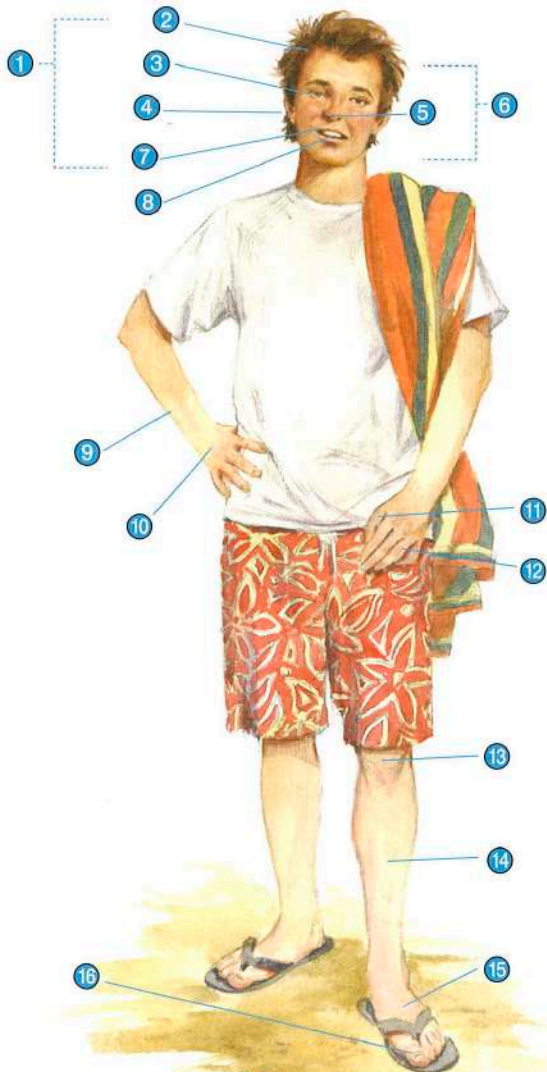
comb




10 SPEAKING

Point to parts of the body. Ask and answer.

What am I pointing to?

His thumb.





5 WRITING

Read Carlos's e-mail again. Now write an e-mail to an e-pal describing your room at home and what you are doing.

- Where are you sitting?
- What is there in your room?
- What are the other members of your family doing?

Hello!

I'm writing this in my room at home. I'm...

LEARNER INDEPENDENCE

6 Classroom English: put these words in the right order to make sentences. You can use the sentences to ask your teacher or another student for help.

- 1 understand I sorry don't
- 2 right excuse this is me?
- 3 word say you this do how?
- 4 mean does what that?
- 5 again say that you can?
- 6 help please you me can?
- 7 doing exercise we which are?
- 8 please what answer is right the?



Now listen and check.

7

Add these sections to your vocabulary notebook.

- TOWN FACILITIES AND ATTRACTIONS
- FURNITURE
- PARTS OF THE BODY

8

Phrasebook: Listen and repeat these useful expressions. Then find them in this unit.



No, there isn't time. ● Oh, this is silly.
 It's raining. ● I'm going home. ● Wait!
 Look! ● Oh no! ● You're scared!
 What's he doing? ● I don't know.
 We're having a wonderful time.
 Are you having fun? ● See you next week.

Now write a three-line dialogue using one or more of the expressions.

A Look! He's walking this way!

B Oh no! I'm going home.

A You're scared!

Unit 4 Communication Activity

Student A page 61

Student B page 63


PROJECT

TOURIST ATTRACTIONS FILE

Make a file about tourist attractions.

1

Work in a group and look again at the text about New York and the photos of tourist attractions in Unit 4, Lesson 1. Then make a list of tourist attractions in a city or area in your country.



2

Choose two or three tourist attractions to write about. Find out information about each attraction, for example:

- Where is it?
- What can you do/see there?
- How old is it? • What's special about it?
- When is it open?

3

Work together and make a *Tourist Attractions File*. Read it carefully and correct any mistakes. Draw pictures or find photographs for your file. Show your *Tourist Attractions File* to the other groups.

SONG

Read and listen.

RAINING IN MY HEART

Boudleaux and Felice Bryant

The sun is out, the sky is blue
 There's not a cloud to spoil the view
 But it's raining, raining in my heart
 The weatherman says "Clear today"
 He doesn't know you've gone away
 And it's raining, raining in my heart
 Oh misery, misery
 What's gonna become of me?
 I tell my blues they mustn't show
 But soon these tears are bound to flow
 'Cause it's raining, raining in my heart

Now find the words which match these pictures.



CONSOLIDATION for more practice

LESSON 1


Write sentences about what there is in another student's bag or desk and your bag or desk.

There's a calculator in Rosa's bag but there isn't one in my bag.

LESSON 2

Look at the photo on page 12 and write sentences about what the people are doing and wearing.

Rosie is pointing to the U.N. flags.




LESSON 3

Look at the photo on page 22. Write questions and answers about what people are doing/wearing and where they are standing.

What is Amy wearing?

She's wearing a blue top.



LESSON 4

Look at the pictures on page 53. Write a description of one of the rooms.

Room C. There are two windows...

EXTENSION for language development

LESSON 1

Write a description of what you can see from your classroom window.

There's a big building on the right.



LESSON 2

Write sentences about what other students in the classroom are doing.

Paulo is looking out of the window.

LESSON 3

Choose four members of your family. Write sentences about what they are and aren't doing now.


My brother isn't doing his homework.

He's watching TV.

LESSON 4

You are on vacation. Write a postcard to a friend describing your room and what you are doing.

I'm writing this in my room...



7 Write questions and answers about Olga's bedroom in Moscow.

computer ✓ *Is there a computer? Yes, there is.*

- 1 posters ✓ 5 books ✓
- 2 desk X 6 telephone X
- 3 curtains ✓ 7 alarm clock ✓
- 4 TV X 8 flowers X

8 Write questions and answer them.

Rosie is reading a magazine./Sara ✓

Is Sara reading a magazine? Yes, she is.

- 1 Olga is wearing a blue top./Anita ✓
- 2 Anita and Dominic are playing tennis./Carlos and Ryan ✓
- 3 Carlos and Steve are eating ice cream./Olga and Anita X
- 4 The guide is talking to the group./Mr. Dodd X
- 5 Dominic is staying with Ryan./Carlos X
- 6 Sara is writing an e-mail./Olga ✓
- 7 The girls are playing soccer./the boys ✓
- 8 Steve is playing the guitar./Carlos X

9 Complete with the verbs in the present progressive.

On the ghost tour.

- CARLOS** What 1 (happen)?
ANITA Not a lot! We 2 (wait) for Steve.
CARLOS Why 3 (we/wait) for him?
ANITA I think he 4 (make) a phone call.
CARLOS No, he 5 (not make) a phone call. I can see him now. He 6 (talk) to Sara.
ANITA What 7 (they/talk) about?
CARLOS I don't know. I can't hear. They 8 (laugh) about something.
ANITA Oh, look! They 9 (leave)!
CARLOS Hey, you two, where 10 (you/go)?
SARA Steve's scared. We 11 (go) home.
CARLOS I don't think Steve is scared!
ANITA Look! They 12 (run) away.

VOCABULARY REVIEW

10 Complete with these words.

activities • apartment • break • chair • hands late • library • smell • sports • subjects

- 1 Dominic doesn't live in a house. He lives in an _____.
- 2 What are your favorite leisure _____?
- 3 Sara's school has a short _____ in the morning.
- 4 Volleyball and basketball are _____.
- 5 I often go to bed _____ on Friday.
- 6 History, math, and science are school _____.
- 7 There are lots of books in the school _____.
- 8 You hold something with your _____.
- 9 You sit on a _____.
- 10 He's cooking a meal. I can _____ food.

11 Match these words with their definitions.

breakfast • dinner • egg • gym • knee • museum schedule • theater • umbrella • weekend

- 1 The first meal of the day.
- 2 A place where there are exercise machines.
- 3 A place where actors work.
- 4 Saturday and Sunday.
- 5 It tells you the times of classes.
- 6 A meal you eat in the evening.
- 7 It comes from a chicken.
- 8 A place where you can learn about history.
- 9 You can use it when it is raining.
- 10 It's a part of your leg.

12 Match the verbs in list A with the words and phrases in list B.

A	B
1 go	a city
2 lift	a game
3 listen	a uniform
4 play	food
5 smell	to bed
6 visit	to music
7 wear	weights

13 Find the odd word.

- 1 hotel fish house apartment
- 2 breakfast lunch dinner paper
- 3 meat carrot cucumber tomato
- 4 tennis skiing basketball volleyball
- 5 geography science evening math
- 6 swimming running dancing sitting
- 7 foot eye nose mouth
- 8 chair desk window closet

LEARNER INDEPENDENCE PROGRESS CHECK

Now you can...

- 1 Talk about likes and dislikes
- 2 Talk about states and routines
- 3 Talk about frequency
- 4 Describe places and facilities
- 5 Describe what's happening now

Look back at Units 3 and 4 and write an example for 1-5.

1 I really don't like octopus.

How good are you? Check a box.

★★★ Fine ★★ OK ★ Not sure

**NOT SURE ABOUT SOMETHING?
ASK YOUR TEACHER.**

CONGRATULATIONS!

You're at the end of *American Inspiration for Teens 1*.
Now look at your progress.



Let's start with grammar and vocabulary.

GRAMMAR

Look through the Grammar Summary and see what's in *American Inspiration for Teens 1*.

VOCABULARY

The Word List shows you all the words in the book. The Contents pages show you all the vocabulary topics. Choose some topics (e.g. Colors, Clothes) and write a list of words for each one.

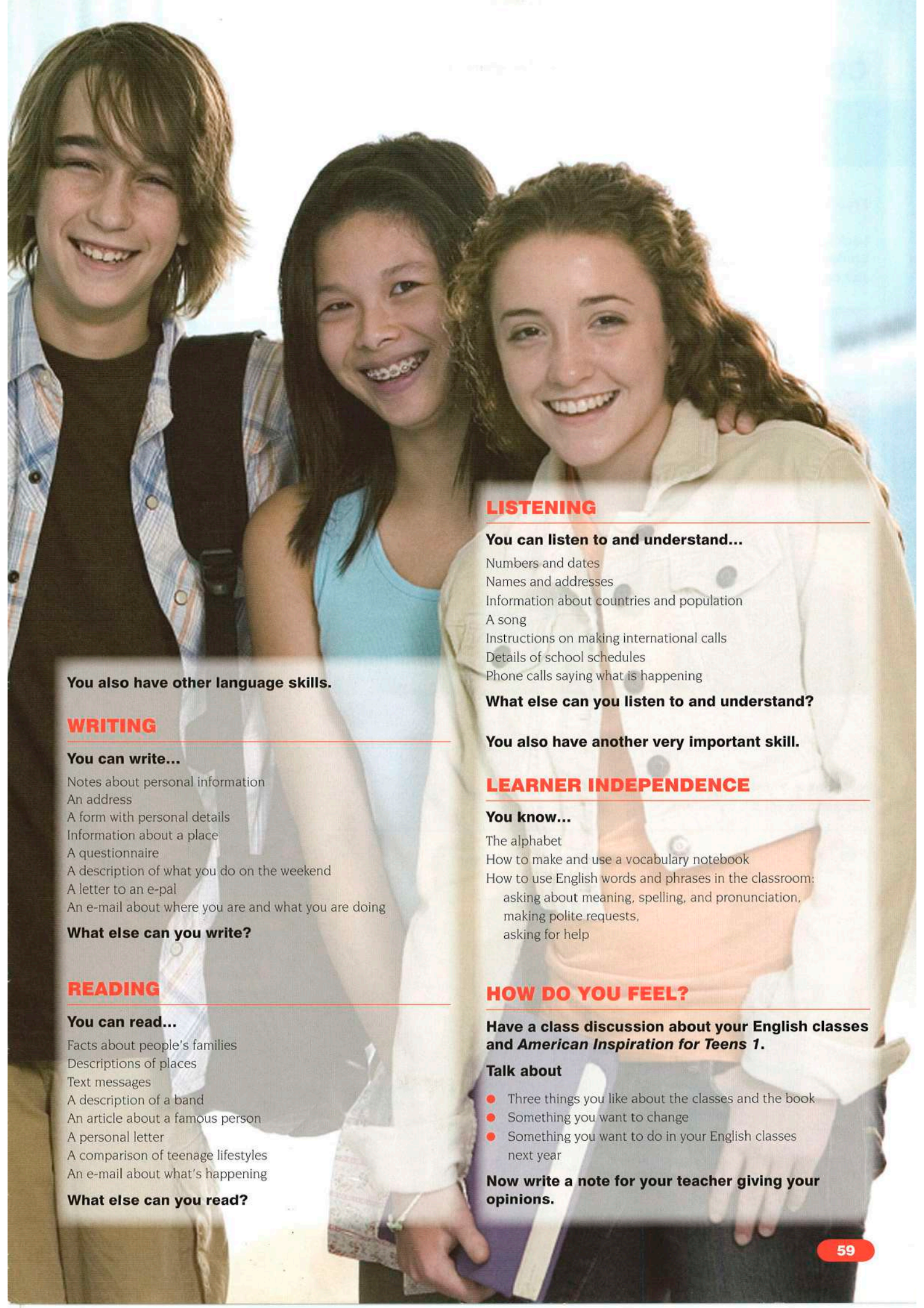
But there's more than grammar and vocabulary. There's also communication.

COMMUNICATION

You can...

- Describe people and places
- Describe people in a photograph
- Talk about things you can do
- Compare schedules and routine activities
- Interview people about leisure activities
- Talk about what people are doing
- Compare the differences in two pictures
- Describe a room

What else can you do?



You also have other language skills.

WRITING

You can write...

- Notes about personal information
- An address
- A form with personal details
- Information about a place
- A questionnaire
- A description of what you do on the weekend
- A letter to an e-pal
- An e-mail about where you are and what you are doing

What else can you write?

READING

You can read...

- Facts about people's families
- Descriptions of places
- Text messages
- A description of a band
- An article about a famous person
- A personal letter
- A comparison of teenage lifestyles
- An e-mail about what's happening

What else can you read?

LISTENING

You can listen to and understand...

- Numbers and dates
- Names and addresses
- Information about countries and population
- A song
- Instructions on making international calls
- Details of school schedules
- Phone calls saying what is happening

What else can you listen to and understand?

You also have another very important skill.

LEARNER INDEPENDENCE

You know...

- The alphabet
- How to make and use a vocabulary notebook
- How to use English words and phrases in the classroom:
 - asking about meaning, spelling, and pronunciation,
 - making polite requests,
 - asking for help

HOW DO YOU FEEL?

Have a class discussion about your English classes and *American Inspiration for Teens 1*.

Talk about

- Three things you like about the classes and the book
- Something you want to change
- Something you want to do in your English classes next year

Now write a note for your teacher giving your opinions.

UNIT 2

In the box, there are instructions on sending an e-mail. But the sentences are not in the right order, and Student B has more instructions.

Work with Student B and put the instructions in the right order. Don't look at Student B's sentences. You have the first instruction.

HOW TO SEND AN E-MAIL

- Then press the SEND button.
- When the address and title (what the e-mail is about) are OK, write your message.
- First, turn on your computer.
- Then use your computer's address book and add the address of the person your message is for.

UNIT 3


Ask Student B questions to complete Rosie's school schedule.

What does Rosie have on Monday at nine forty?

UNIT 4

Describe your picture and ask questions about Student B's picture. Can you find eight differences?

In my picture, there's a red table. Is there a red table in your picture?




	Monday	Tuesday	Wednesday	Thursday	Friday
8:30 - 9:35	Geography		Science		Science
9:40 - 10:45		PE		Math	
BREAK					
11:15 - 12:15	Math		Art		English
12:20 - 1:20		Geography		Spanish	
LUNCH					
2:05 - 2:50	English		Computer science	History	

COMMUNICATION ACTIVITIES

Student B

UNIT 1

Look at Photo 1. It's the family of your friend Enrique.
Answer Student A's questions.




That's his father.

His name is Manuel.

M-A-N-U-E-L

Now look at Photo 2. It's the family of Noriko, a friend of Student A.
Ask Student A about the people in the picture and complete the boxes.



Who's that on the left/on the right/next to.../at the back?

What's his/her name?

How do you spell it?

UNIT 2

In the box there are instructions on sending an e-mail. But the sentences are not in the right order, and Student A has more instructions.

Work with Student A and put the instructions in the right order. Don't look at Student A's sentences. Student A has the first instruction.

HOW TO SEND AN E-MAIL

- Check your message for mistakes.
- When the address is OK, write the title (what the e-mail is about) in the "Subject" box.
- In a few minutes, check your e-mail for an answer.
- Open your e-mail software.

UNIT 3

Ask Student A questions to complete Rosie's school schedule.


What does Rosie have on Monday at eight thirty?

	Monday	Tuesday	Wednesday	Thursday	Friday
8:30 - 9:35		English		Art	Science
9:40 - 10:45	French		English		English
BREAK					
11:15 - 12:15		Science		Science	
12:20 - 13:20	History		Spanish		Geography
LUNCH					
14:10 - 15:15		Math	Computer science		French

UNIT 4


Describe your picture and ask questions about Student A's picture. Can you find eight differences?

In my picture, there are four chairs. Are there four chairs in your picture?



PREPOSITIONS OF PLACE

UNIT 1 LESSON 2



- **in**
What's in your bag?
They're in New York.
Delhi is in India.
Who are the people in the photo?
He's in the red T-shirt.
It's in the center of Athens.
What's this in English?
- **on**
The key is on the table.
Where are we on the map?
It's on a mountain in Peru.
She's on the left.
He's on the right.
It's on page 14.
There are pictures on the wall.
- **next to**
Room 21 is next to Room 20.
- **near**
The Taj Mahal is near Delhi.

SIMPLE PRESENT: HAVE

UNIT 2 LESSON 1

Affirmative

I/you/we/they **have**
 he/she/it **has**

- We can use *have* to talk about possession:
All three girls have blue tops.
He has a cellphone.
- We can also use *have* to talk about families and to describe people:
I have two brothers.
He has one sister.
She has short red hair.

CAN & CAN'T

UNIT 2 LESSONS 1 & 2

Affirmative

I can play the guitar.
 She can sing.

Questions

Can you play the sax?
 Can they sing?

Negative

I can't speak Russian.
 She can't play the piano.

Short answers

Yes, I/we can.
 No, I/we can't.
 Yes, they can.
 No, they can't.

- We use *can* to make requests, and to ask and give permission:
Can I have my phone back?
Can I borrow your cellphone?
Of course you can.
Can I go home?
Yes, you can./No, you can't.
 Contraction: *can't = cannot*
- We also use *can* to talk about ability:
I can sing.
I can't find the light switch.
What other instruments can you play?
- *can* is a modal auxiliary verb:
 – it does not change with *he/she/it*.
 – there is no *to* between *can* and the main verb:
She can to play the guitar.

CONJUNCTIONS: AND, BUT, OR

UNIT 2 LESSON 2

- We use **and** to connect two similar ideas:
I can play the guitar and the piano.
- We use **but** to connect two contrasting ideas:
I can't play an instrument, but I can sing.
- We use **or** to connect alternative ideas:
I can't speak Russian or German.

IMPERATIVES

UNIT 2 LESSON 3

- We can use imperatives to give instructions, commands and advice:
Go to Menu.
Hold the phone steady.
Now press Send.
- We use *don't* before the verb to tell or advise someone not to do something:
Don't move.
Don't forget the international code.
Don't use your cellphone.
 Contraction: *don't = do not*

GRAMMAR SUMMARY

DEFINITE ARTICLE: THE

UNIT 2 LESSON 3

- We use *the* /ðə/ before nouns beginning with consonants or with *u* /ju/:
the country the numbers the U.S.
- We use *the* /ði/ before nouns beginning with vowels, including *u* /ʌ/, and silent *h*:
the answer the evening the umbrella the hour
- We use the definite article:
 - a when there's only one of something:
Dial the international code.
The capital of Russia is Moscow.
 - b when the noun has been mentioned before, or when the reference is clear:
What's the number?
Answer the questions.
 - c before singular nouns that refer to a whole group:
The elephant is larger than the hippo.
 - d before ordinal numbers and superlatives:
the first the largest the most famous
 - e before musical instruments after *play*:
She plays the saxophone.
 - f before the names of rivers, seas, oceans, and some countries:
the Nile the Caribbean Sea the Atlantic Ocean
the U.S. the United Kingdom
 - g with phrases of position:
in the center/middle on the left/right
in the north/south/east/west
 - h in some other phrases:
Let's go to the movies.
I like listening to the radio.

Zero article

- We do **not** use the article:
 - a before languages and subjects:
I like French and history.
 - b before the names of most countries, cities, and streets:
Canada New York Park Street
 - c in some phrases:
They're in school.
I stayed in bed.
He works at night.
Let's have breakfast.

SIMPLE PRESENT

UNIT 3 LESSONS 1 & 2

Affirmative

I like
you like
he/she/it likes
we like
they like

Questions

Do you/they like...?

Does he/she/it like...?

Negative

I **don't** like
you **don't** like
he/she/it **doesn't** like
we **don't** like
they **don't** like

Short answers

Yes, I/we/they **do**.
No, I/we/they **don't**.
Yes, he/she/it **does**.
No, he/she/it **doesn't**.

- We use the simple present to describe states, routines, schedules, and regular actions:
We live in an apartment.
They play sports in the break.
He has geography on Thursday.
At noon, I start cooking lunch.
In the afternoon, they read and sunbathe.
She sits outside and looks at the stars.
- We also use the simple present to talk about what people do in their jobs and occupations:
What does he do? (= What's his job?)
He's a pilot. He flies planes to the Far East.
- The verb *does* not change in the simple present affirmative except after *he, she, it*:
he lives she lives it lives
- Simple present negative: subject + *do/does not* + verb:
I don't believe you.
She doesn't hate soccer.
Contractions: *don't = do not* *doesn't = does not*
- Simple present questions: *do/does* + subject + verb:
What do you do in the break?
Do you play sports too?
- In *does* questions, the main verb does not end in *s*:
What time does she get up?

PREPOSITIONS OF TIME

UNIT 3 LESSON 2

- We use *at* for specific times:
at four o'clock at noon at midnight
and in some fixed phrases:
at night at the same time at first
- We use *in* for periods of time during the day (except night), months, and years:
in the morning/afternoon/evening in July in 1983
- We use *on* for days and dates:
on Monday/Tuesday (morning) on July 27
and in these phrases:
on the weekend on weekends
- We use *from ... to* for the beginning and end of a period of time:
from three thirty to four fifteen

ADVERBS OF FREQUENCY

UNIT 3 LESSON 3

always usually often sometimes never
100% ----- 0%

- The adverb goes after the verb *be*:
It *is always* busy. Pronoun + *be* + adverb
The adverb goes before other verbs:
I *often* go there. Pronoun + adverb + verb

THERE IS/ARE

UNIT 4 LESSON 1

Affirmative

There is a wonderful view.
There are lots of fantastic places.

Negative

There isn't time.
There aren't any cars on weekends.

Questions

Is there a place that everyone visits?
How many ghosts are there?
Are there any teenagers ones?

- We use *there is/are* to say that something exists.

PRESENT PROGRESSIVE

UNIT 4 LESSONS 2 & 3

Affirmative

Full forms

I am talking.
You are talking.
He/She/It is talking.
We are talking.
They are talking.

Contractions

I'm talking.
You're talking.
He's/She's/It's talking.
We're talking.
They're talking.

Negative

I am not talking.
He/She/It is not talking.
We/You/They are not talking.

I'm not talking.
He/She/It isn't talking.
We/You/They aren't talking.

Questions

Am I talking?

Are you talking?

Is he/she/it talking?

Are they talking?

Short answers

Yes, you are.
No, you aren't.
Yes, I am.
No, I'm not.
Yes, we are.
No, we aren't.
Yes, he/she/it is.
No, he/she/it isn't.
Yes, they are.
No, they aren't.

- We use the present progressive to talk about temporary events and what is happening **now**:
It's raining.
He's wearing a long black coat.
We're sailing from Miami to Barbados.
She's having a fabulous time.
Dolphins are playing around the boat right now.
What's he doing?
Are they dancing?
They aren't dancing.
Anita isn't singing.
- Spelling: verb + *-ing*
We add *-ing* to most verbs:
stand – standing hold – holding
For verbs ending in *-e*, we drop the *e* and add *-ing*:
use – using come – coming
Other verbs:
swim – swimming run – running
shop – shopping sit – sitting